

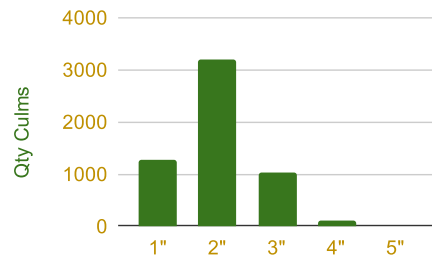
FBGA Analysis from FFGT and IFAS Key Project Research

(Projections to improve with monthly data)

Farm Name	Baseline Basal Area / Acre	Monthly (thru June 11) Production Pounds / Acre	Season Production Projected / Ac	% Less than 3" Diameter
Fatout Farm	137.2	1,661	9,966	66%
Merrick 27	84.8	904	5,424	95%
MFA	95.7	1,209	7,254	88%
Hi Hat Ranch	111.3	224	1,344	89%

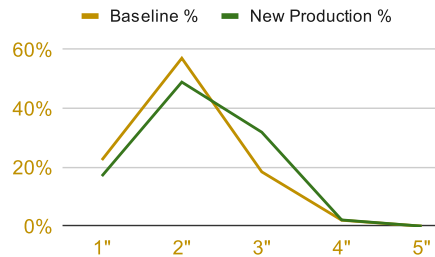
Farm Culm Baseline

Fatout Farm



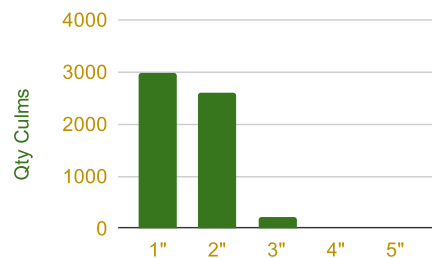
New Shoots Change in Size

Fatout Farm



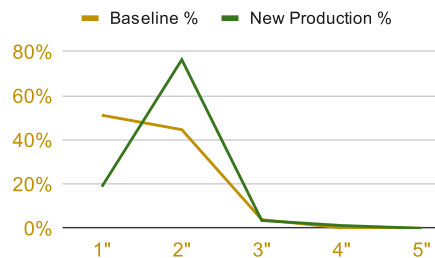
Farm Culm Baseline

Merrick 27



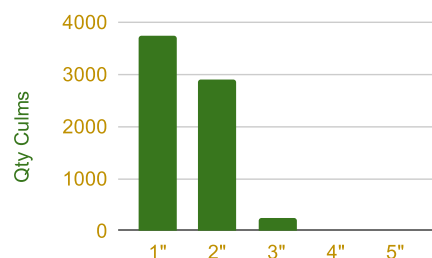
New Shoots Change in Size

Merrick 27



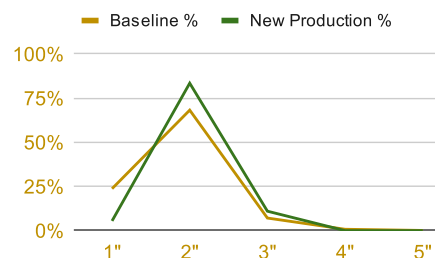
Farm Culm Baseline

MFA



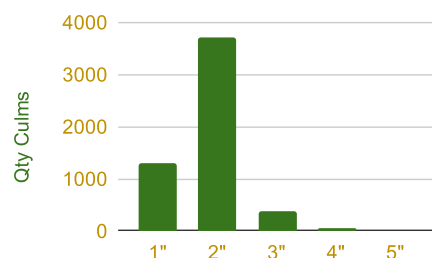
New Shoots Change in Size

MFA



Farm Culm Baseline

Hi Hat Ranch



New Shoots Change in Size

Hi Hat Ranch

