

Key Project Metrics - July Data

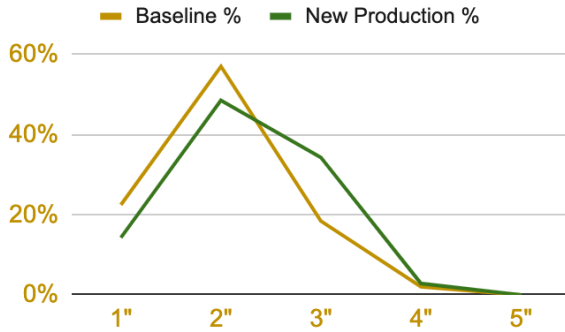
FBGA Analysis from FFGT and IFAS Key Project Research

(Projections to improve with monthly data)

Farm Name	Baseline Basal Area / Acre	Two Months (thru 7/7) Production LBSs / Acre	Season Production Projected / Ac	% Less than 3" Diameter
Fatout Farm	137.2	3,823	11,469	49%
Merrick 27	84.8	2,641	7,923	91%
MFA	95.7	2,432	7,296	80%
Hi Hat Ranch	111.3	1,459	4,377	57%

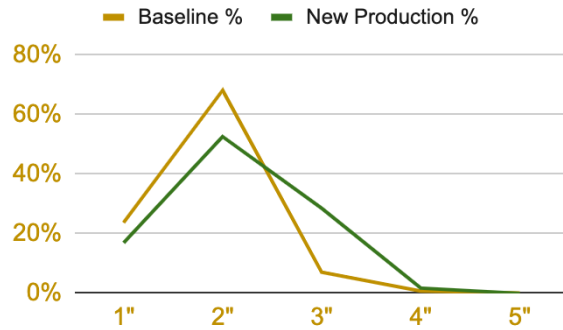
New Shoots Change in Size

Fatout Farm



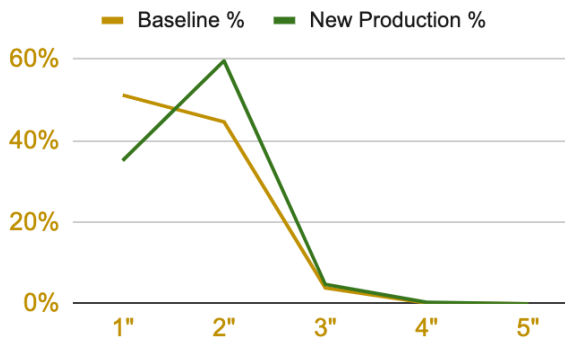
New Shoots Change in Size

Hi Hat Ranch



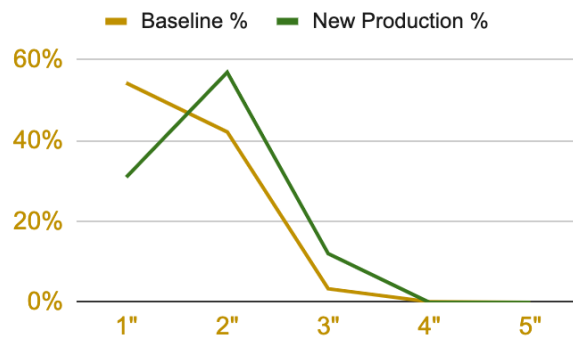
New Shoots Change in Size

Merrick 27

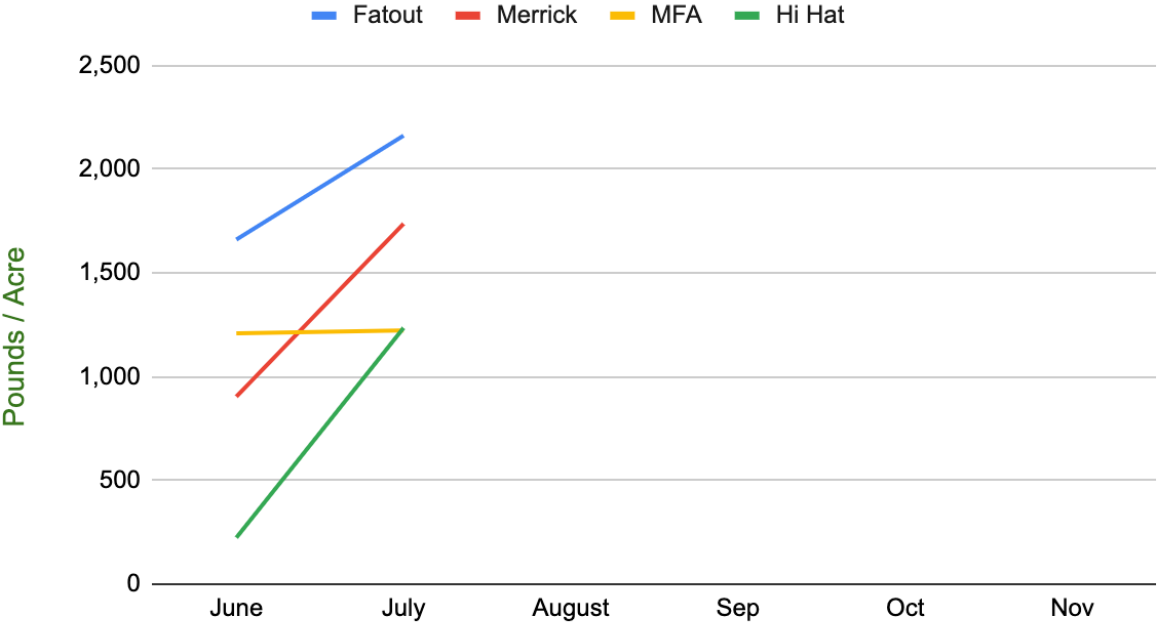


New Shoots Change in Size

MFA



Shoots Production Pace



Basal Area Production Pace

